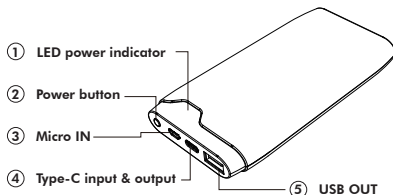




Powerbank 10.000 mAh

USER'S MANUAL

Powerbank layout



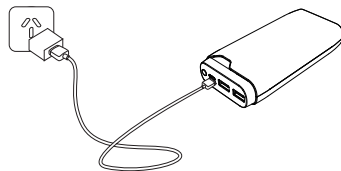
Suitable for

- iPhone/iPad
- Most smartphones & tablets
- Smartwatches & fitness trackers
- Digital cameras
- Portable bluetooth devices such as headsets & speakers
- Portable hand-held gaming consoles

Features

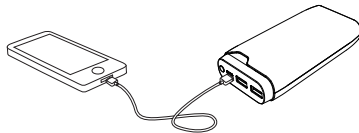
- Capacity: 10.000 mAh
- Battery type: Lithium polymer
- Rechargeable: More than 500 times
- Includes USB-C cable for charging and re-charging
- Built-in over charging and short circuit protection
- Input: Micro: 5V \approx 2.1A; Typec PD (5V \approx 3A, 9V \approx 2A, 12V \approx 1.5A)
- Three outputs: Type-C - PD18W (5V \approx 3A, 9V \approx 2A, 12V \approx 1.5A)
- USB1: QC3.0 (5V \approx 3A, 9V \approx 2A, 12V \approx 1.5A)
- USB2: 5V \approx 2.4A Total: 5V \approx 3A
- Charging time: Micro USB: About 12 Hours;
Type-C PD-18W: About 6.8 Hours
- Size: 138mm(L) x 68.5mm(W) x 26mm(T)

To charge powerbank



- Discharge and charge the powerbank completely during first use (or to reset a jammed LED indicator).
- Connect the powerbank and wall charger via USB-C cable.
- Charging will commence automatically.
- During charging the LED lights will flash to show device is charging.
- When charging is complete, the LED lights will stop flashing and remain illuminated.

To charge phone or USB device



- Connect your phone or other USB devices with suitable cable.
- When your phone or device is fully charged, the powerbank will automatically turn itself off.

Important safety instructions

- To maximize battery life span, fully charge powerbank for 3 hours before first use.
- Store powerbank in a cool dry place.
- Do not store powerbank in hot or humid environment.
- Operating temperature should be between 10 to 45°C.
- Charge and discharge at least once every three months.
- When charging a device, the powerbank may feel warm, this is a normal operating temperature and should not be a cause for concern.
- In normal conditions, the battery performance will decline slightly over several years.
- Danger of explosion if battery is incorrectly replaced. Replace only with the same or equivalent type.
- No naked flame sources, such as lighted candles, should be placed on or near the apparatus.
- Batteries (battery pack or batteries installed) should not be exposed to excessive heat such as sun, fire or the like.
- The apparatus should not be exposed to dripping or splashing and that no objects filled with liquids, such as vases, should be placed on the apparatus.
- Do not short circuit.
- Do not incinerate.
- Do not disassemble.

Icon definition



Batteries and accumulators should never be disposed of with other household waste. If you want to get rid of a battery or accumulator, deposit them in the containers enabled for this purpose at the points of sale or at the nearest disposal site or local waste facility. (Attention should be drawn to the environmental aspects of battery disposal).



Please recycle responsibly.



Direct current.