



Manual  
Gebruiksaanwijzing  
Gebrauchsanweisung  
Mode d'emploi  
Bruksanvisning  
Brugsvejledning  
Käyttöopas  
Uživatelská příručka  
Používateľská príručka  
Εγχειρίδιο χρήσης

مدد دست سمل ل ل د

XP500



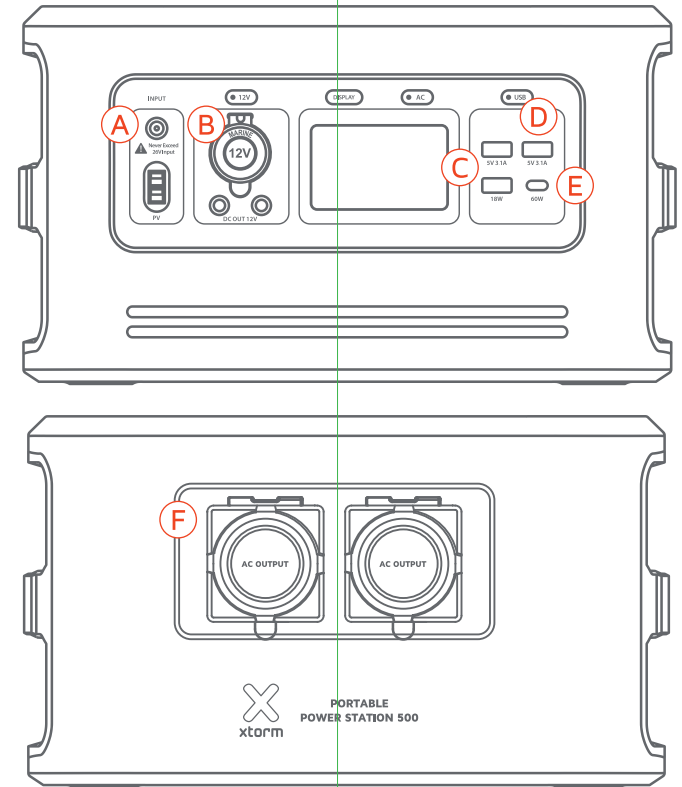
#MOREENERGY

XTREME POWER SERIES - Maximum portable power

1



- LiFePO4 - 614Wh (19.2V/32Ah)
- 324x197x185mm
- 8kg
- DC 6.5mm input port** 11-26V, 96W max
- Solar Charging (PV)** 12-26V, 200W max
- USB-C PD input/output** 60W
- Output AC** 2x 230V/50Hz - 500W max
- Output 2x DC 5.5mm port** 12V/5A, 60W max
- Output Car charger** 12V/10A, 120W max
- Output USB** 2x USB-A 5V/3.1A  
1x USB-A QuickCharge 3.0 18W
- Max output:** 500W
- AC power cord, Car Charger, MC4 > Anderson (PV), cable pouch, manual



2

- A DC 6.5mm input port:** 11-26V, 96W max
- Output 2x DC 5.5mm port:** 12V/5A, 60W max
- B Output Car charger:** 12V/10A, 120W max
- C 2x USB-A (5V/3.1A)**
- D 1x USB-A QC 3.0 18W (5V.3A, 9V/2A, 12V/1.5A)**
- E 1x In/Output USB-C PD 60W (5V/3A, 9V2.22A, 12V/1.5A)**
- F Output AC 2x 500W (230V / 50Hz)**

**HOW TO USE THIS POWERSTATION**

Press the button on the output you want to use

**FOR USB/DC OUTPUT:** Press 1 second

**FOR AC OUTPUT:** Press 2 seconds

The output is working when the green light turns on. You can now use this output

**TIP:** when not using an output, turn it off to save energy.

3

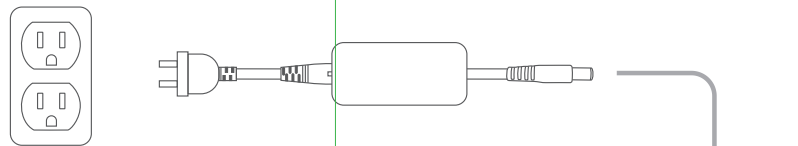
**CHARGING FROM WALL CHARGER:**

Use the included AC charging adapter to connect to the 6.5mm DC input port. (max 96W)  
You can also connect a use a USB-C PD charger to the USB-C port. (max 60W)

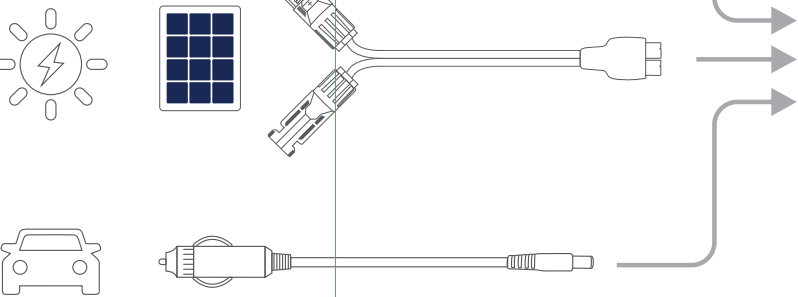
**CHARGING FROM A SOLAR PANEL:**

Connect your Solar Panel to the powerstation via the included MC4 to Anderson cable.  
This way you can recharge with up to 200W!

4




5



**IMPORTANT NOTE:**

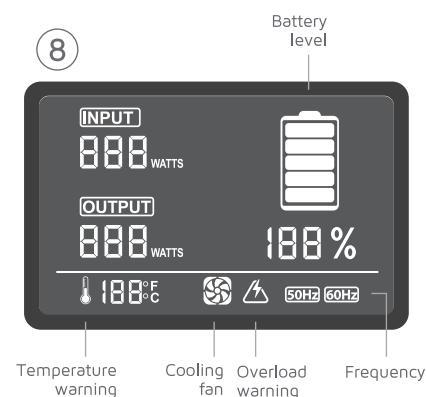
When using a Solar Panel to recharge the Power Station, make sure the power does not exceed 26V. If more power is used it can cause serious damage to the unit.



6

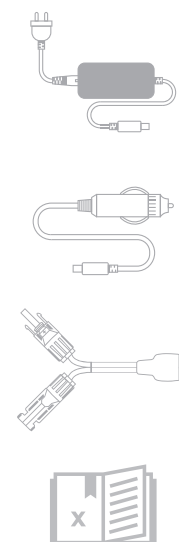
**RECHARGING THE POWER STATION**  
The Power Station is fully charged when the LCD display shows 100%.

8



Temperature warning Cooling fan Overload warning Frequency

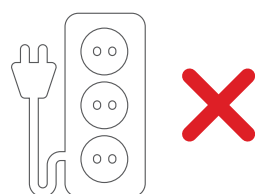
9



**FAQ & Troubleshooting**

My device is not charging	1. Make sure the correct output port is turned on. For instructions, please follow step 2 of this manual. 2. Check if the battery level of the Power Station is above 20%. If not, please recharge.
The overload warning light is on (icon) and my device is not charging .	If the output is higher than the maximum capacity, the overload warning light will show (icon) and a red light will shine in the port's button. Fix: Disconnect your device, and then press the button of the port to recover.
The temperature warning light is on (icon).	When the Power Station warms up, the fan will turn on to cool it. If this is insufficient, the temperature warning light will show (icon). To prevent overheating, please allow the Power Station to cool down.
Can I use the outputs while the Power Station is recharging?	The USB and DC 12V and AC output ports are functional while the Power Station is being recharged.

7



Please don't use this product with a extension cord with multiple AC outputs. A short-circuit could lead to damage.



**EN** When recycling this product, please follow WEEE battery recycling procedures. Contact your local recycling organization for more information.  
**NL** Neem contact op met uw plaatselijke recycling organisatie voor informatie over het recyclen van dit product. Volg altijd de WEEE-procedures voor het recyclen van batterijen.

**DE** Wenden Sie sich an Ihre örtliche Recycling-Organisation, um zu erfahren, wie Sie dieses Produkt recyceln können. Befolgen Sie stets die WEEE-Verfahren für das Recycling von Batterien.  
**FR** Contactez votre organisme de recyclage local pour obtenir des informations sur la manière de recycler ce produit. Respectez toujours les procédures de la DEEE pour le recyclage des piles.

**ES** Póngase en contacto con su organización local de reciclaje para obtener información sobre cómo reciclar este producto. Siga siempre los procedimientos de la WEEE para reciclar las pilas.  
**PT** Contacte a sua organização local de reciclagem para obter informações sobre como reciclar este produto. Siga sempre os procedimentos WEEE para a reciclagem de baterias.

**SE** Vid återvinning av denna produkt, vänligen följ procedurerna för återvinning av WEEE-batterier. Kontakta din lokala återvinningsorganisation för mer information.  
**NO** Når du resirkulerer dette produktet, må du følge prosedyrene for resirkulering av WEEE-batterier. Kontakt din lokale resirkuleringsorganisasjon for mer informasjon.

**DA** Når du genbruger dette produkt, skal du følge procedurerne for genbrug af WEEE-batterier. Kontakt din lokale genbrugsorganisation for mere information.  
**FI** Kun kierrätät tätä tuotetta, noudata WEEE-akujen kierrätysohjeita. Ota yhteyttä paikalliseen kierrätysorganisaatioon saadaksesi lisätietoja.

**CZ** Při recyklaci tohoto produktu prosím dodržujte postupy recyklace baterií WEEE. Další informace vám poskytne místní recyklační organizace.  
**SK** Pri recyklácii tohto produktu dodržujte prosím postupy recyklácie batérií WEEE. Ďalšie informácie vám poskytne miestna recyklačná organizácia.

**GR** Κατά την ανακύκλωση αυτού του προϊόντος, ακολουθήστε τις διαδικασίες ανακύκλωσης μπαταριών WEEE. Επικοινωνήστε με τον τοπικό οργανισμό ανακύκλωσης για περισσότερες πληροφορίες.  
**AR** WEEE تالارچا غابتا یجری ، چتندملا اده ریودت فدایا دذغ ریودت لیا فدایا دذغ فبذنب لسمتا ، تالارطبملا ریودت فدایا فبذغ لیا تالارچملا نم جومذ ولذغ لوصح لول ذیلجمل.

XTREME POWER SERIES - Maximum portable power

