



## XTORM-BUSINESS.EU

Xtorm keeps people charged wherever and whenever needed. Whether you need your own Power Bank or a bigger Charging Solution, with Xtorm products you will always have some extra energy at hand! With Xtorm Business products we offer a whole new product line that is completely focused on providing charging solutions on a large scale.


Nowadays our everyday lives revolve around mobile devices; people bring their smartphone, tablet or laptop everywhere they go.

If any of these items would run out of energy we would be feeling very powerless. That is why everyone is in need of power.

With the Xtorm Business product line we offer companies a solution to provide their customers with power they need.



More energy.



# USER MANUAL

BU105 - Table Top 10.000

## INDEX

	page
1. SPECIFICATIONS & OVERVIEW _____	1
2. IN THE BOX _____	3
3. DESCRIPTION AND FUNCTION _____	5
4. INTENDED USE _____	5
5. NOTES ON SAFETY _____	6
6. WARRANTY AND LIABILITY _____	7
7. TROUBLE SHOOTING _____	7
8. NOTE ON WASTE DISPOSAL _____	8
9. CONNECTING AND OPERATING _____	9

## 1. SPECIFICATIONS & OVERVIEW

●	Colour:	black
●	Dimensions:	display 155 x 109mm Power Hub 120 x 120 x 45mm
●	Output:	1x USB C with micro USB dual cable 5V/ 1A 1x Apple Lightning cable 5V/ 1A 1x USB 2.0 charging port
●	Input:	5V/ 2,1A
●	Battery capacity:	10.000mAh

# POWER HUB TABLE TOP 2X cable output 10.000



2. **IN THE BOX**

1x



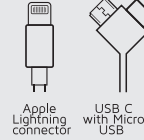
AC adapter

1x



Table Top 10.000

2x



**Built-in charging cable**  
1 x Apple Lightning connector  
1 x USB C with micro USB dual cable

1x



User manual

### 3. DESCRIPTION AND FUNCTION

The Table Top 10.000 is a charging solution ideal for hospitality venues, public places and events. This Power Hub holds 10.0000 mAh on a full charge.

### 4. INTENDED USE

Use this device only in dry or interior rooms. If you do not attend to the regulations and safety notes it might cause fatal accidents, injuries and damages to property.

### 5. NOTES ON SAFETY



**ATTENTION!** Only skilled electricians may assemble and disassemble the housing of the product. There is a risk of electric shock and short circuit.

- This product is not a toy and is not meant for children. It contains small parts which can be swallowed and injure when used inappropriately.
- Please install the system and attached devices in a way that individuals cannot be injured and objects cannot be damaged for example by dropping and stumbling.
- Please remove the packing materials, because children may cut themselves on them while playing. Furthermore, there is a risk of swallowing and inhalation of incidentals and insulation material.
- To prevent fire or shock hazard avoid places with high temperature, or humidity, or places that may come in contact with water.
- Do not install the product near air conditioner openings, or places with an excessive amount of dust, smoke or vibrations.
- Place the product only on horizontal and flat surfaces to avoid falling.
- Do not modify or alter the product and accessories.
- Do not use any damaged parts.
- Plug and unplug all cables and adaptors slowly and carefully.
- If trouble occurs, immediately disconnect the device from the wall socket.
- During transport, observe the details listed in the Chapter 'Specifications' and 'Care, maintenance and transport' and implement measures suitable for transport e.g. use of original package.
- For questions, defects, mechanical damages, malfunctions, and other functional problems which cannot be resolved by this manual, please contact your dealer for repair or replacement.

## 6. WARRANTY AND LIABILITY



- The manufacturer grants a 1 year warranty to a new device.
- Product warranty only applies to the product itself, as the manufacturer has no influence on installation.
- In case of any fault or damage to your device, please contact your dealer and if necessary provide your sales slip or invoice as evidence of the purchase. Your dealer will either repair the fault on site or send it to the manufacturer. The work of our technicians will be considerably easier when the fault is described in detail. If your dealer cannot be contacted, you can also contact the manufacturer directly.
- The manufacturer is not liable for damage to persons or property caused by improper installation or operation.
- Any use other than described in this user manual is not permitted, and causes loss of warranty, loss of guarantee and non-liability.
- We reserve our right for misprints and changes of the device, packing or user manual.

## 7. TROUBLE SHOOTING

PROBLEM	HELP
The device does not charge	<ul style="list-style-type: none"><li>• When a device is fully charged it will automatically stop charging, therefore no charging is shown.</li><li>• Check all connections for tight fitting</li></ul>
Failure of the Female USB function	Make sure to use a fitting and compatible USB charging cable
Other problems	Contact Xtorm at: +31 30 635 4800

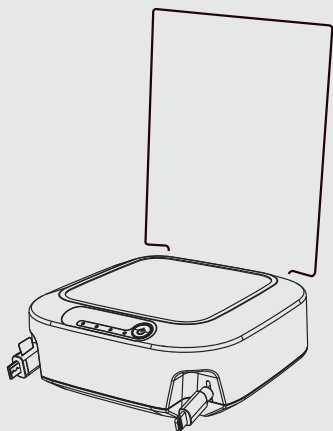
## 8. NOTE ON WASTE DISPOSAL



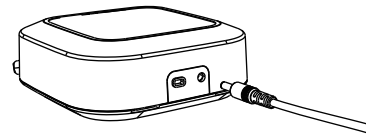
According to the European WEEE directive, electrical and electronic equipment must not be disposed with consumers waste. The consumer is committed by law to deposit electrical and electronic devices to a public collecting point or to the dealer at the end of the devices lifetime. Particulars are regulated in national right. The symbol shown on the product, in the manual or on the packaging refers to these terms. This way of disposing used devices contributes to environmental protection.

## 9. **CONNECTING AND OPERATING**

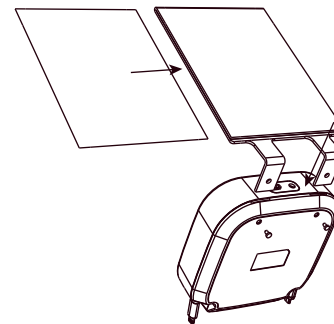
1. Connect the included power cord to the AC adapter then to the Table Top 10.000 on the backside. To charge the Table Top.
2. Attach the advertising board.
3. Security lock hole can be used (Security lock not included).
4. Start charging.



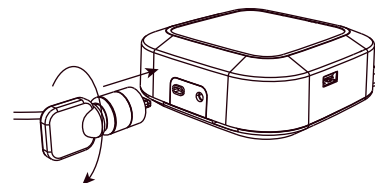
**1.**



**2.**



**3.**



**4.**

